

## C general purpose Series



### CARATTERISTICHE GENERALI / GENERAL CHARACTERISTICS

Versione / Version	ZL	ZN	ZP	HX	HW
Corrente nominale a 250V A.C. / Rated current at 250V A.C.	16(5)A	16(5)A	16(5)A		
Corrente nominale a 380V A.C. / Rated current at 380V A.C.				20(5)A	
Corrente nominale a 30V D.C. / Rated current at 30V D.C.	3A	3A	3A		5A
Temperatura ambiente / Ambient temperature limits	-20° to 85°				
Grado di protezione / Degree of protection IP	00				
Classe di isolamento / Degree of protection against electric shock	I				
Grado di inquinamento / Pollution degree	2				
Tensione tra i contatti / Breakdown voltage across contacts	1500V at 50 Hz				
Cicli di vita meccanica / Nu. of mechanical cycles	10 M at 1Hz				
Cicli di vita elettrica / Nu. of electrical cycles	50000 (5E4)				
Indice di resistenza alle correnti superficiali / PTI Proof tracking index	175 V				
Tensione di tenuta ad impulso / Rated impulse withstand voltage	2.5 kV				0.33 kV
Tipo di cablaggio / Type of conductor to be connected to the terminals	Flexible conductor 1.5mm <sup>2</sup>				
Approvazioni / Approvals	IMQ ; UL				
Norma / Standard	EN61058-A1:2002+A2:2008				

## CODIFICA / CODE EXPLANATION

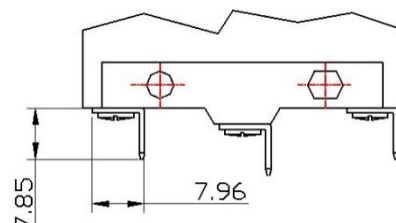
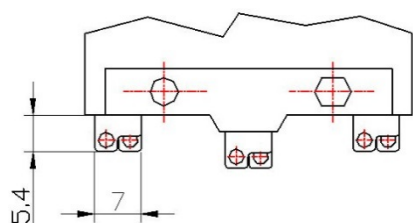
	C	25	ZN	2
<b>Serie / Series</b>				
<b>Sovrastrutture di azionamento / Actuators</b>				
<b>1 – 10</b> = Pulsante & Pulsante rotella / <i>Plungers &amp; roller-plungers</i>				
<b>11 – 99</b> = Leve / <i>Levers</i>				
<b>101 – 999</b> = Versioni Speciali / <i>Special Versions</i>				
<b>Versione / Version</b>				
<b>ZL</b> = Forza azionante bassa / <i>Low operating force</i>				
<b>ZN</b> = Forza azionante standard / <i>Standard operating force</i>				
<b>ZP</b> = Forza azionante alta / <i>High operating force</i>				
<b>HX</b> = Tensione nominale 380V AC / <i>Rated voltage 380V AC</i>				
<b>HW</b> = Tensione nominale 30 V DC / <i>Rated voltage 30V DC</i>				
<b>Terminali / Terminals</b>				

- (**omessi / blank**) = Terminali a saldare & vite serrafile / *Solder terminals & screw connection*

**1** = Attacco faston da 6.35X0.8mm piegato 45° a dx / *Quick connect 6.35x0.80mm 45° right bent*

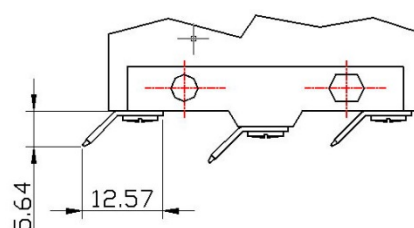
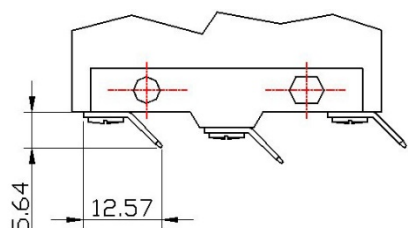
**2** = Attacco faston da 6.35X0.8mm piegato 90° / *Quick connect 6.35x0.80mm 90° bent*

**3** = Attacco faston da 6.35X0.8mm piegato 45° a sn / *Quick connect 6.35x0.80mm 45° left bent*



- (**omessi / blank**) = Terminali a saldare & vite serrafile / *Solder terminals & screw connection*

**2** = Faston / *Quick connect 6.35 x 0.8mm 90°*

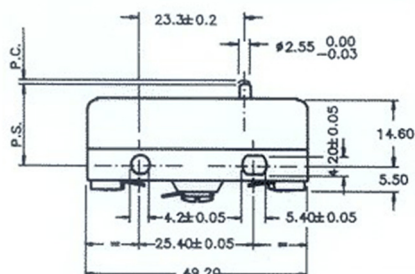


**1** = Faston / *Quick connect 6.35 x 0.8mm 45° (destra / right)*

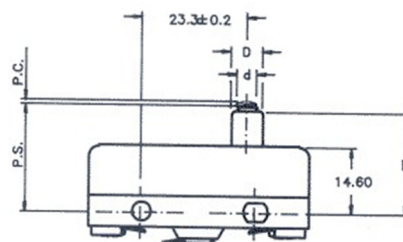
**3** = Faston / *Quick connect 6.35 x 0.8mm 45° (sinistra / left)*

# SOVRASTRUTTURA A PULSANTE / PLUNGER OPERATED SWITCHES

## C1 ZN

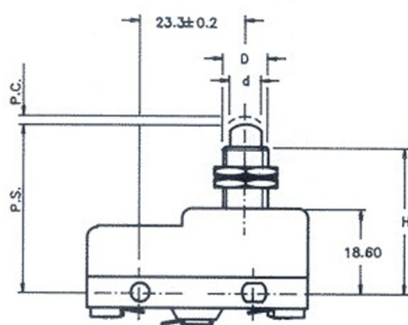


## C2AZN

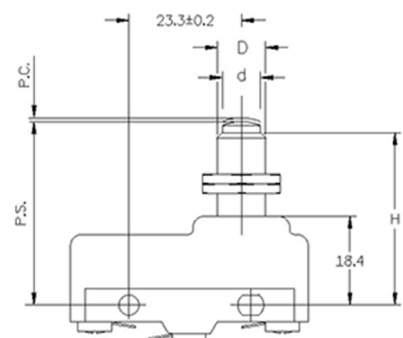


Modello Model	F.A./O.F. max gr	F.R./R.F. min gr	P.C./P.T. max mm	C.D./D.T. max mm	O.C./O.T. min mm	P.S./S.P. med mm	Dimensioni / Dimensions		
							D	d	H
C1 ZN	370	110	0.5	0.05	0.2	18 ± 0.4			
C1B ZN	400	110	0.5	0.05	0.2	18 ± 0.4			
C2A ZN	400	110	0.5	0.1	1.2	24 ± 0.8	7.0	4.5	22.0
C2B ZN	400	110	0.5	0.1	2.5	28 ± 0.8	7.0	4.5	25.0
C2C ZN	400	110	0.5	0.1	2.5	28 ± 0.8	12.0	7.0	25.2

## C3AZN



## C4AZN



Modello Model	F.A./O.F. max gr	F.R./R.F. min gr	P.C./P.T. max mm	C.D./D.T. max mm	O.C./O.T. min mm	P.S./S.P. med mm	Dimensioni / Dimensions		
							D	d	H
C3A ZN	400	110	0.5	0.1	5.0	47.5 ± 0.8	M12	7.0	41.2
C4A ZN	400	110	0.5	0.1	5.0	38 ± 0.8	M10	7.0	32.2
C4C ZN	400	110	0.5	0.1	5.0	50 ± 0.8	M10	7.0	44.2

F.A.: Forza Azionante / O.F.: Operating Force

F.R.: Forza di Ritorno / R.F.: Releasing Force

P.C.: Precorsa / P.T.: Pre Travel

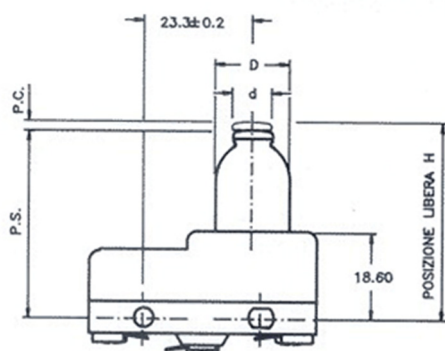
C.D.: Corsa Differenziale / D.T.: Differential Travel

O.C.: Oltre Corsa / O.T.: Over Travel

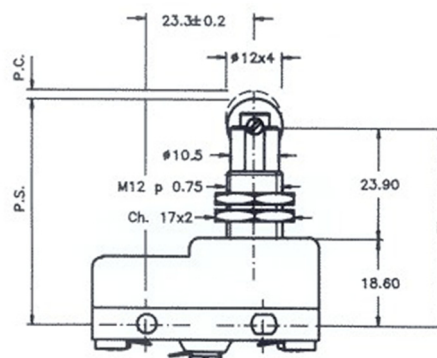
P.S.: Posizione di Scatto / S.P.: Snapping Position

L: Lunghezza Azionatore / L: Actuator Length

## C6AZN

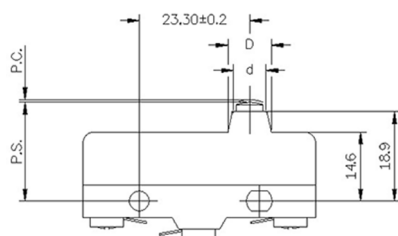


## C7AZN

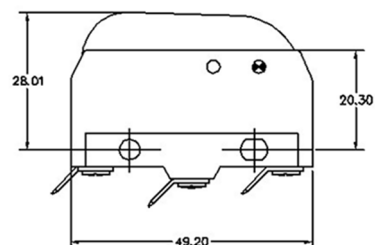


Modello Model	F.A./O.F. max gr	F.R./R.F. min gr	P.C./P.T. max mm	C.D./D.T. max mm	O.C./O.T. min mm	P.S./S.P. med mm	Dimensioni / Dimensions		
							D	d	H
C6A ZN	550	110	1.2	0.1	5.0	39 ± 0.8	17.0	8.0	40.0
C6B ZN	550	110	1.8	0.1	2.0	27 ± 0.8	17.0	8.0	30.0
C7A ZN	400	110	0.5	0.1	5.0	50 ± 0.8	M12	12	42.5
C7B ZN	400	110	0.5	0.1	5.0	50 ± 0.8	M12	12	42.5

## C10ZN



## C42ZN / C43ZN



Modello Model	F.A./O.F. max gr	F.R./R.F. min gr	P.C./P.T. max mm	C.D./D.T. max mm	O.C./O.T. min mm	P.S./S.P. med mm	Dimensioni / Dimensions		
							D	d	H
C10 ZN	400	110	0.5	0.1	1.5	21 ± 0.8	9.2	6.9	18.6
C42 ZN	180	75			1.5	20 ± 1.5			

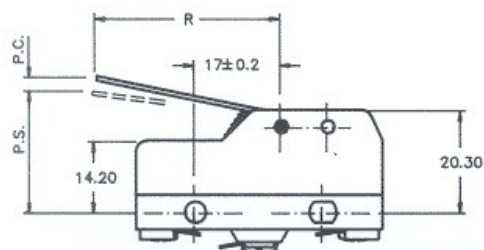
**F.A.:** Forza Azionante / **O.F.:** Operating Force  
**F.R.:** Forza di Ritorno / **R.F.:** Releasing Force  
**P.C.:** Precorsa / **P.T.:** Pre Travel  
**C.D.:** Corsa Differenziale / **D.T.:** Differential Travel

**O.C.:** Oltre Corsa / **O.T.:** Over Travel  
**P.S.:** Posizione di Scatto / **S.P.:** Snapping Position  
**L:** Lunghezza Azionatore / **L:** Actuator Length

## SOVRASTRUTTURA A LEVA / LEVER OPERATED SWITCHES

Azionamento Indiretto / Indirect operation

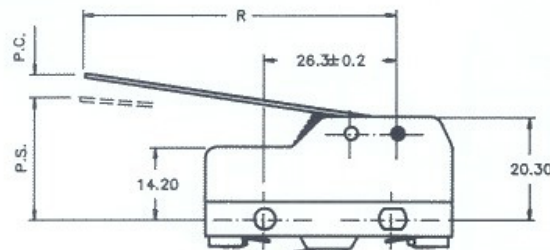
C21ZN ÷ C24ZN



C22 ZN

Azionamento diretto / Direct operation

C25ZP ÷ C27ZP & C60ZN / C99ZP



C27 ZP

Modello Model	F.A./O.F. max gr	F.R./R.F. min gr	P.C./P.T. max mm	C.D./D.T. max mm	O.C./O.T. min mm	P.S./S.P. med mm	L = R mm
C21 ZN	480	200	2.5	0.3	2.5	19 ± 1.5	24.0
C22 ZN	350	140	3.5	0.6	3.5	19 ± 1.5	38.0
C23 ZN	280	100	5.0	0.9	4.5	19 ± 1.5	54.0
C24 ZN	200	80	6.0	1.2	6.0	19 ± 1.5	63.5
C25 ZP	90	35	7.5	0.5	2.5	20 ± 1.5	38.0
C26 ZP	80	25	10	0.8	3.0	21 ± 1.5	54.0
C27 ZP	70	20	12	1.0	4.0	22 ± 1.5	63.5
C60 ZN	25	6	25	4.0	8.0	26 ± 1.5	133.0
C99 ZP	25	6	30	5.0	10	27.5 ± 1.5	152.5

F.A.: Forza Azionante / O.F.: Operating Force

F.R.: Forza di Ritorno / R.F.: Releasing Force

P.C.: Precorsa / P.T.: Pre Travel

C.D.: Corsa Differenziale / D.T.: Differential Travel

O.C.: Oltre Corsa / O.T.: Over Travel

P.I.: Posizione iniziale / I.P.: Initial Position

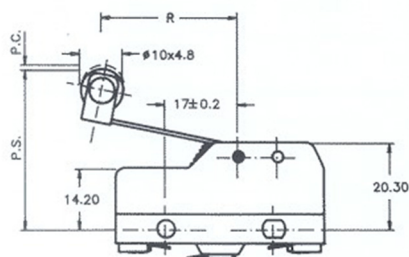
P.S.: Posizione di Scatto / S.P.: Snapping Position

L: Lunghezza Azionatore / L: Actuator Length

# SOVRASTRUTTURA A LEVA ROTELLA / ROLLER LEVER OPERATED SWITCHES

Azionamento Indiretto / Indirect operation

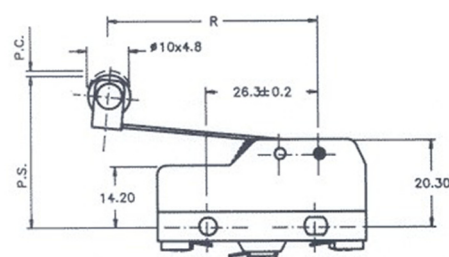
C31ZN ÷ C34ZN & C65ZN



C32 ZN

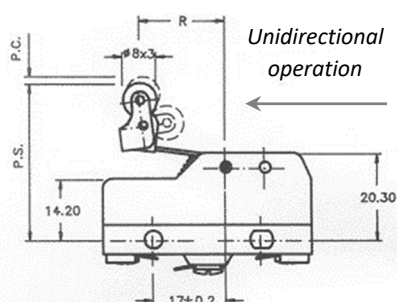
Azionamento diretto / Direct operation

C35ZN ÷ C37ZN



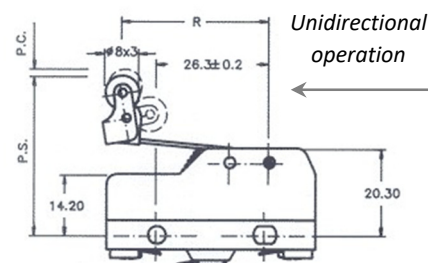
C36 ZP

C51ZN



C51 ZN

C55ZN



C55 ZN

Modello Model	F.A./O.F. max gr	F.R./R.F. min gr	P.C./P.T. max mm	C.D./D.T. max mm	O.C./O.T. min mm	P.S./S.P. med mm	L = R mm
C31 ZN	500	200	2.5	0.3	2.5	30 ± 1.5	20.5
C32 ZN	370	140	3.5	0.6	3.5	30 ± 1.5	35.5
C33 ZN	300	100	5.0	0.9	4.5	30 ± 1.5	50.5
C34 ZN	220	80	6.0	1.2	6.0	30 ± 1.5	60.0
C35 ZP	100	40	7.5	0.5	2.0	31 ± 1.5	34.5
C36 ZP	90	30	10	0.8	3.0	32 ± 1.5	50.5
C37 ZP	80	25	12	1.0	4.0	33 ± 1.5	60.0
C51 ZN	500	200	2.5	0.3	2.5	33 ± 1.5	23.0
C55 ZN	100	40	7.5	0.5	2.0	35 ± 1.5	37.0
C99 ZP	25	6	30	5.0	10	27.5 ± 1.5	152.5
C65 ZN	95	40	6.0	0.4	1.5	31 ± 1.5	27.0
C109 ZP	180	40	7.5	0.9	2	30	34.5

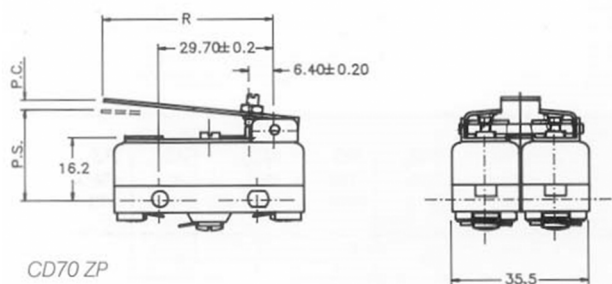
F.A.: Forza Azionante / O.F.: Operating Force  
F.R.: Forza di Ritorno / R.F.: Releasing Force  
P.C.: Precorsa / P.T.: Pre Travel  
C.D.: Corsa Differenziale / D.T.: Differential Travel

O.C.: Oltre Corsa / O.T.: Over Travel  
P.I.: Posizione iniziale / I.P.: Initial Position  
P.S.: Posizione di Scatto / S.P.: Snapping Position  
L: Lunghezza Azionatore / L: Actuator Length

## MICROINTERRUTTORE DOPPIO E TRIPLO / DOUBLE & THREE POLE OPERATED SWITCH

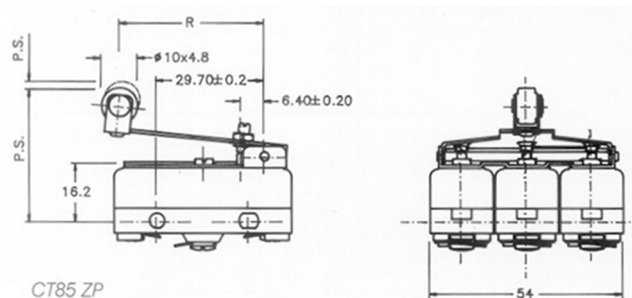
**Bipolare / Bipolar**

**CD70ZP**



**Tripolare / Three-pole**

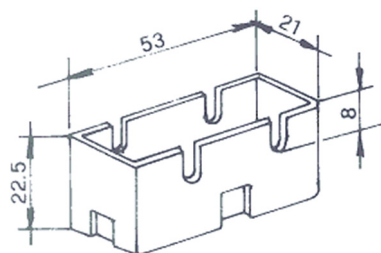
**CT85ZP**



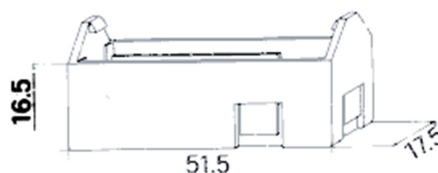
Modello Model	F.A./O.F. max gr	F.R./R.F. min gr	P.C./P.T. max mm	C.D./D.T. max mm	O.C./O.T. min mm	P.S./S.P. med mm	L = R mm
<b>CD70 ZP</b>	230	50	4.0	0.8	1.5	22 ± 1.0	44.8
<b>CD75 ZP</b> with roller lever	250	55	4.0	0.8	1.5	33 ± 1.0	41.8
<b>CT85 ZP</b>	330	70	4.0	0.8	1.5	22 ± 1.0	44.8
<b>CT90 ZP</b> with lever	350	75	4.0	0.8	1.5	33 ± 1.0	41.2

## COPRITERMINALI / TERMINAL COVERS

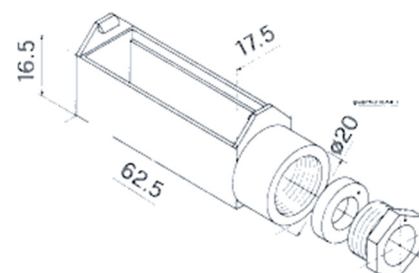
**CP2**



**CP4**



**CP5**



**F.A.:** Forza Azionante / **O.F.:** Operating Force  
**F.R.:** Forza di Ritorno / **R.F.:** Releasing Force  
**P.C.:** Precorsa / **P.T.:** Pre Travel  
**C.D.:** Corsa Differenziale / **D.T.:** Differential Travel

**O.C.:** Oltre Corsa / **O.T.:** Over Travel  
**P.S.:** Posizione di Scatto / **S.P.:** Snapping Position  
**L:** Lunghezza Azionatore / **L:** Actuator Length



---

### **Electrica S.r.l.**

Via privata Della Torre 24, 20127 Milano (MI) - Italia  
Tel.: +39 02 2892641 - Fax: +39 02 2827511  
Web: <http://www.electrica.it> - Email: [info@electrica.it](mailto:info@electrica.it)

### **Microswitches Division**

Via D. Manin 350/21, 20099 Sesto San Giovanni (MI) - Italia  
Tel.: +39 02 24300672 - Fax: +39 02 24303271  
Email: [microswitches@electrica.it](mailto:microswitches@electrica.it)

---